

RESEARCH ARTICLE | *Molecular Pathways in Cell Signaling*



Regulation of ATP production: dependence on calcium concentration and respiratory state

Brian D. Fink,¹ Fan Bai,¹ Liping Yu,^{2,3} and William I. Sivitz¹

High-resolution respirometry of mouse skeletal muscle

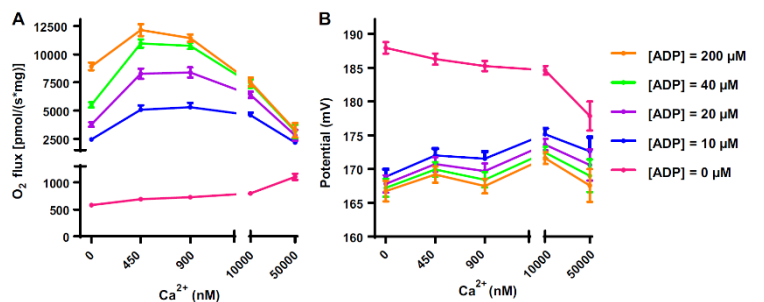
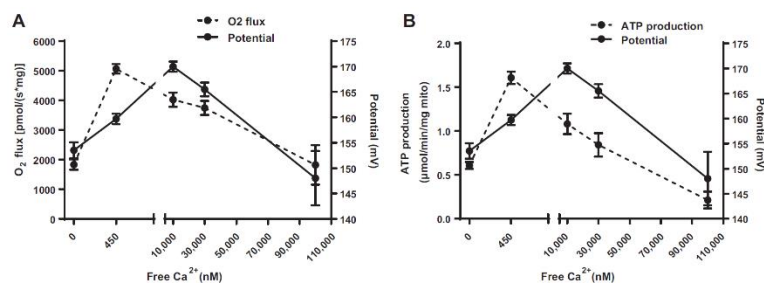


Figure 1. A) High-resolution respirometry in mouse muscle isolated mitochondria, 5 mM glutamate, 1 mM malate. Mean \pm SE; $N = 8$ (each data point), $N = 5$ for 50,000 nM Ca^{2+} . **B)** Membrane potential measured in parallel with a TPP^+ electrode. **C)** O_2 flux and membrane potential measured with TPP^+ electrode in different concentrations of Ca^{2+} , 5 mM glutamate, 1 mM malate, 20 μ M ADP with a 2-deoxyglucose-hexokinase clamp. **D)** ATP production was measured from samples acquired from the O2k chambers (2-deoxyglucose phosphate detected by NMR).



Ca^{2+} effect over membrane potential and ATP production

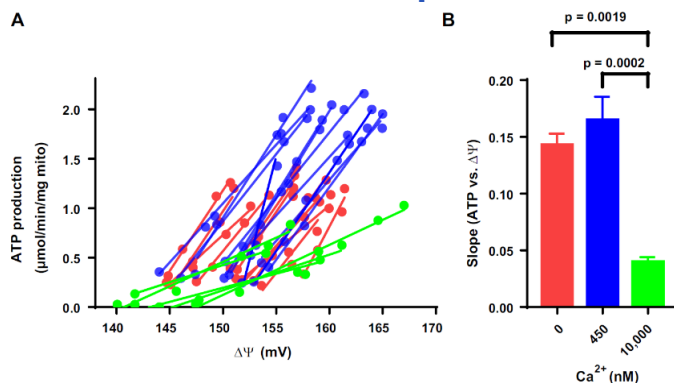


Figure 2.

A. Membrane potential measured with the O2k/ TPP^+ electrode in different concentrations of glutamate and malate to reach different $\Delta\Psi$ values, with 0, 450 and 10,000 nM free Ca^{2+} . ATP production was measured from samples acquired from the O2k chambers. **B.** Slope of ATP vs. $\Delta\Psi$, mean \pm SE; $n = 11$ (Ca^{2+} 0 and 450 nM), $n = 5$ (10,000 nM Ca^{2+}), one-way ANOVA.

Free Ca^{2+} induced changes on mitochondrial respiration and ATP production irrespective to the changes in membrane potential and without promoting the opening of the mPTP (no decrease in $\Delta\Psi$)

Reference: Fink BD, Bai F, Yu L, Sivitz WI (2017) Regulation of ATP production: dependence on calcium concentration and respiratory state. *Am J Physiol Cell Physiol* 313(2): C146-C153.

Text slightly modified based on the recommendations of the COST Action MitoEAGLE CA15203. [Doi:10.26124/mitofit:190001.v4](https://doi.org/10.26124/mitofit:190001.v4)

O2k-brief communicated by L Cardoso
Oroboros Instruments



Supported by project NextGen-O2k which has received funding from the European Union's Horizon 2020 research and innovation programme under grant agreement No. 859770

